

Overlapping Two-Door Wall-Mount Enclosures

Application -

Designed to house electrical and electronic controls, instruments and components. Provides protection from dust, oil and water. For outdoor application a drip shield and drain holes are required. For installation information, consult our Installation Manual at www.saginawcontrol.com.

Construction -

- 0.075" carbon steel.
- Seams continuously welded and ground smooth, no holes or knockouts.
- Flange trough collar around all sides of door opening.
- Gasketed overlapping doors eliminate need for center post.
- Black zinc die cast keylocking/padlocking handle.
- 3-point latching mechanism.
- Latch rods have ramp shoes for easier door closing.
- Concealed hinges.
- Removable and interchangeable doors.
- Removable print pocket provided on door with 3-point latch.
- Oil resistant door gasket.
- Collar studs for mounting optional sub-panel.
- Ground stud on door and body.
- Mounting hardware, sealing washers and hole plugs included.

Options -

Optional mounting foot kit available (SCE-ELMFK6).

Finish -

ANSI-61 gray powder coated inside and out. Optional sub-panels powder coated white.

IS3 - Industry Standards -

NEMA Type 3R, 12 & Type 13
UL Listed Type 3R & 12
CSA Type 3R & 12
IEC 60529 IP66

***Special Instructions apply for IS3, IS4 and IS6 to maintain the environmental rating of Type 3R for these parts. See the Special Instructions on the Industry Standards page in the Technical Information Section.

OVERLAPPING TWO-DOOR WALL-MOUNT ENCLOSURES

| ENCLOSURE PRODUCT CODE A4 | | | | | | SUB-PANEL (P3) | | | |
|---------------------------|------------|-----------|-----------|-------------------|------------|----------------|------------------|-----------------|------------|
| Catalog No. | Height (A) | Width (B) | Depth (C) | Industry Standard | List Price | Catalog No. | Panel Height (D) | Panel Width (E) | List Price |
| SCE-244208WFLP | 24.00 | 42.00 | 8.00 | IS3 | 531.50 | SCE-42P24 | 39.00 | 21.00 | 91.14 |
| SCE-244808WFLP | 24.00 | 48.00 | 8.00 | IS3 | 576.22 | SCE-48P24 | 45.00 | 21.00 | 98.74 |
| SCE-244812WFLP | 24.00 | 48.00 | 12.00 | IS3 | 615.84 | SCE-48P24 | 45.00 | 21.00 | 98.74 |
| SCE-304210WFLP | 30.00 | 42.00 | 10.00 | IS3 | 635.82 | SCE-42P30 | 39.00 | 27.00 | 116.47 |
| SCE-304810WFLP | 30.00 | 48.00 | 10.00 | IS3 | 690.46 | SCE-48P30 | 45.00 | 27.00 | 129.13 |
| SCE-306010WFLP | 30.00 | 60.00 | 10.00 | IS3 | 799.74 | SCE-60P30 | 57.00 | 27.00 | 159.52 |
| SCE-306012WFLP | 30.00 | 60.00 | 12.00 | IS3 | 861.12 | SCE-60P30 | 57.00 | 27.00 | 159.52 |
| SCE-364212WFLP | 36.00 | 42.00 | 12.00 | IS3 | 740.14 | SCE-42P36 | 39.00 | 33.00 | 136.72 |
| SCE-364216WFLP | 36.00 | 42.00 | 16.00 | IS3 | 805.15 | SCE-42P36 | 39.00 | 33.00 | 136.72 |
| SCE-364810WFLP | 36.00 | 48.00 | 10.00 | IS3 | 794.78 | SCE-48P36 | 45.00 | 33.00 | 154.46 |
| SCE-364812WFLP | 36.00 | 48.00 | 12.00 | IS3 | 807.20 | SCE-48P36 | 45.00 | 33.00 | 154.46 |
| SCE-364816WFLP | 36.00 | 48.00 | 16.00 | IS3 | 881.94 | SCE-48P36 | 45.00 | 33.00 | 154.46 |
| SCE-366012WFLP | 36.00 | 60.00 | 12.00 | IS3 | 941.31 | SCE-60P36 | 57.00 | 33.00 | 189.89 |
| SCE-366016WFLP | 36.00 | 60.00 | 16.00 | IS3 | 1,048.69 | SCE-60P36 | 57.00 | 33.00 | 189.89 |
| SCE-424212WFLP | 42.00 | 42.00 | 12.00 | IS3 | 817.12 | SCE-42P42 | 39.00 | 39.00 | 156.97 |
| SCE-424216WFLP | 42.00 | 42.00 | 16.00 | IS3 | 928.01 | SCE-42P42 | 39.00 | 39.00 | 156.97 |
| SCE-424812WFLP | 42.00 | 48.00 | 12.00 | IS3 | 891.63 | SCE-48P42 | 45.00 | 39.00 | 177.24 |
| SCE-424816WFLP | 42.00 | 48.00 | 16.00 | IS3 | 1,000.42 | SCE-48P42 | 45.00 | 39.00 | 177.24 |
| SCE-426012WFALP | 42.00 | 60.00 | 12.00 | IS3 | 1,040.65 | SCE-60BFP42 | 56.00 | 38.00 | 230.41 |
| SCE-426016WFALP | 42.00 | 60.00 | 16.00 | IS3 | 1,193.48 | SCE-60BFP42 | 56.00 | 38.00 | 230.41 |
| SCE-484812WFLP | 48.00 | 48.00 | 12.00 | IS3 | 973.60 | SCE-48P48 | 44.00 | 44.00 | 212.67 |
| SCE-484816WFLP | 48.00 | 48.00 | 16.00 | IS3 | 1,138.64 | SCE-48P48 | 44.00 | 44.00 | 212.67 |

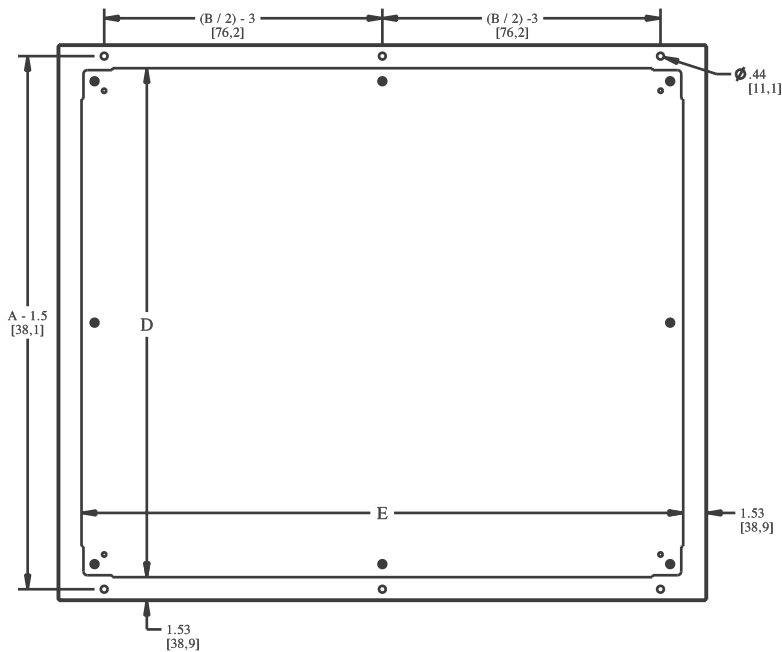
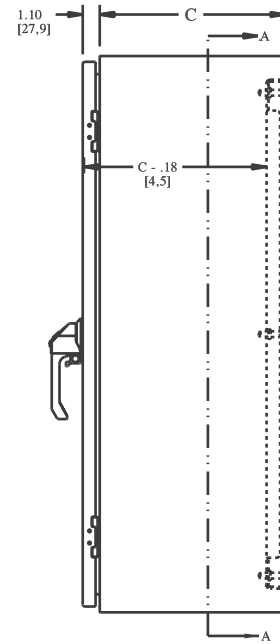
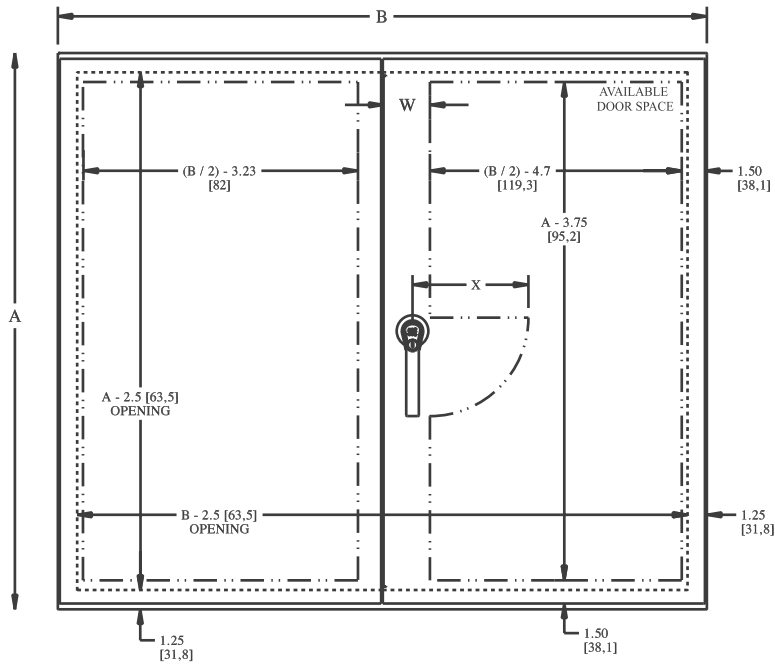


Phone (989) 799-6871
Fax (989) 799-4524



OVERLAPPING TWO-DOOR WALL-MOUNT ENCLOSURES

TECHNICAL DATA



SECTION A-A

HANDLE NOTES:

Enclosures ≤ 42.00 [1067] in height
 $X = 5.50$ [140] and uses 5.00 [127]
 key-locking/padlocking handle.

Enclosures > 42.00 [1067] in height
 $X = 6.75$ [171] and uses 7.00 [178]
 key-locking/padlocking handle

$W = 3.63$ [92,2] with 7.00 [177,8] handle

$W = 3.00$ [76,2] with 5.00 [127] handle