

TOUCH-SAFE PTC FAN HEATER

CSF 028 | 250 W, 400 W



CSF 028 with DIN clip



CSF 028 with screw mount tabs

- > Compact size
- > Integrated pre-set thermostat
- > Quiet operation
- > Heating power adjusts to ambient temperature
- > DIN rail or screw tab mount available

The CSF 028 fan heater prevents formation of condensation and provides evenly distributed interior air temperature in enclosures. The touch-safe plastic housing and the small size makes it ideal for use in enclosures with a high packing density. The heater is equipped with a fixed set point thermostat and is easily wired via external pressure clamps. Two different mounting options are available – DIN rail or screw tabs. The robust screw tab mounting is particularly suitable for applications with high vibration.



TECHNICAL DATA

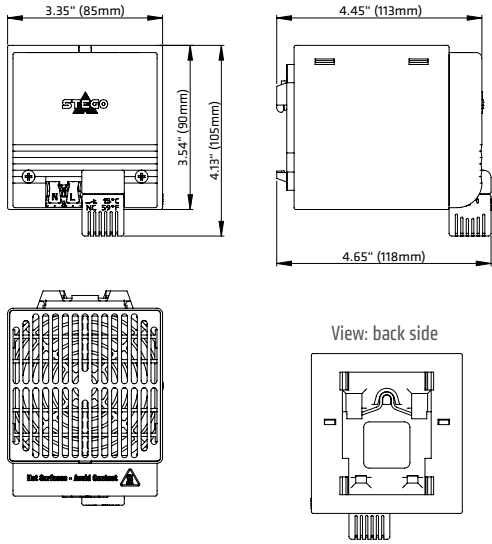
| | |
|------------------------------------|---|
| Heating element | PTC resistor – temperature limiting |
| Overheat protection | built-in temperature limiter |
| Axial fan, ball bearing | service life 40,000 h at 104 °F (+40 °C) |
| Axial fan, free blowing | 32 cfm (54 m ³ /h) @ AC 120 V; 26 cfm (45 m ³ /h) @ AC 230 V |
| Connection | 2-pole dual pressure clamp for solid wire AWG 14 max. (2.5mm ²), stranded wire (with wire end ferrule) AWG 16 max. (1.5 mm ²) |
| Housing | plastic according to UL 94V-0, black |
| Mounting | clip for 35 mm DIN rail, EN 60715 or screw mount (Ø 5.5 mm), clamping torque 2 Nm max., washers must be used |
| Mounting position | vertical airflow (air outlet up), horizontal airflow |
| Dimensions | models with DIN clip: 4.13 x 3.35 x 4.65" (105 x 85 x 118 mm), models w/ screw tabs: 4.13 x 4.53 x 4.25" (105 x 115 x 108 mm) |
| Weight | 17.6 oz. (500 g) |
| Operating / Storage temperature | -40 to +158 °F (-40 to +70 °C) / -49 to +158 °F (-45 to +70 °C) |
| Operating / Storage | max. 90 % RH (non-condensing) |
| Protection class / Protection type | II (double insulated) / IP20 |

| Part No. DIN mount | Part No. screw tab mount | Operating voltage | Heating capacity ¹ | Inrush current max. | Recommended pre-fuse T (time-delay) | Switch-off temperature ² | Switch-on temperature ² | Approvals | | |
|--------------------|--------------------------|--------------------|-------------------------------|---------------------|-------------------------------------|-------------------------------------|------------------------------------|---------------------|-----|-----|
| 02821.9-06 | 02821.9-08 | AC 120 V, 50/60 Hz | 250 W | 6.0 A | 10.0 A | 59 °F (15 °C) | 41 °F (5 °C) | UL File No. E234324 | - | EAC |
| 02821.9-09 | 02821.9-11 | AC 120 V, 50/60 Hz | 250 W | 6.0 A | 10.0 A | 77 °F (25 °C) | 59 °F (15 °C) | UL File No. E234324 | - | EAC |
| 02820.9-06 | 02820.9-08 | AC 120 V, 50/60 Hz | 400 W | 9.0 A | 10.0 A | 59 °F (15 °C) | 41 °F (5 °C) | UL File No. E234324 | - | EAC |
| 02820.9-09 | 02820.9-11 | AC 120 V, 50/60 Hz | 400 W | 9.0 A | 10.0 A | 77 °F (25 °C) | 59 °F (15 °C) | UL File No. E234324 | - | EAC |
| 02821.0-06 | 02821.0-08 | AC 230 V, 50/60 Hz | 250 W | 9.0 A | 10.0 A | 59 °F (15 °C) | 41 °F (5 °C) | UL | VDE | EAC |
| 02821.0-09 | 02821.0-11 | AC 230 V, 50/60 Hz | 250 W | 9.0 A | 10.0 A | 77 °F (25 °C) | 59 °F (15 °C) | UL | VDE | EAC |
| 02820.0-06 | 02820.0-08 | AC 230 V, 50/60 Hz | 400 W | 15.0 A | 16.0 A | 59 °F (15 °C) | 41 °F (5 °C) | UL | VDE | EAC |
| 02820.0-09 | 02820.0-11 | AC 230 V, 50/60 Hz | 400 W | 15.0 A | 16.0 A | 77 °F (25 °C) | 59 °F (15 °C) | UL | VDE | EAC |

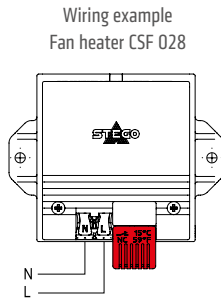
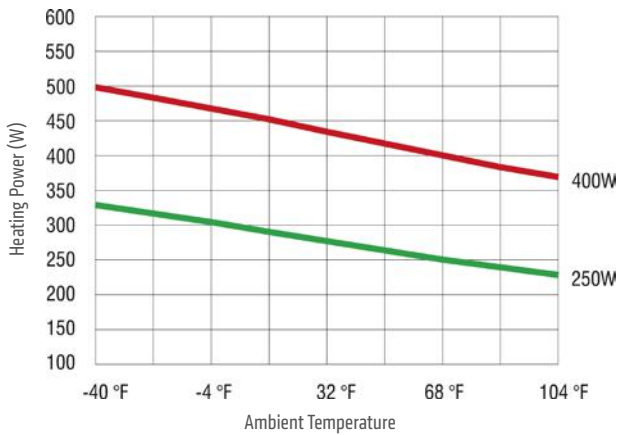
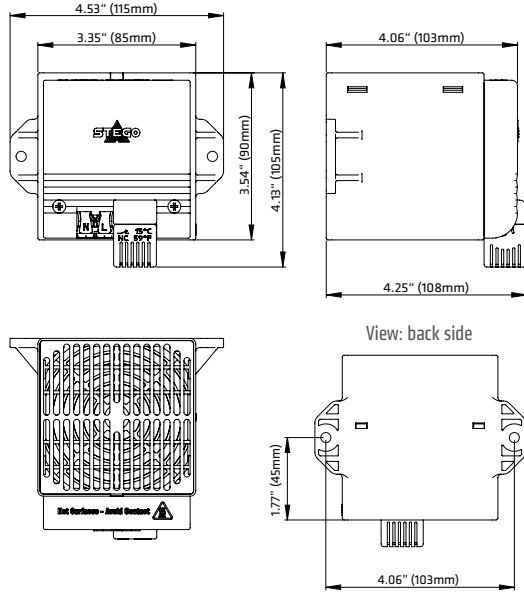
¹ at 68 °F (20 °C) ambient temperature; ² tolerance of ±5 K
Note: Other Switch-off and Switch-on temperatures on request.

DIMENSIONED DRAWINGS

DIN RAIL MOUNT



SCREW TAB MOUNT



ACCESSORIES

Air guide for improved heat distribution

The air guide is an accessory part for use with the fan heater CSF 028. It can easily be clipped onto the protective grille of the fan heater without use of any tools, and diverts the exiting warm air by 45°. This results in an overall improved heat distribution within an enclosure or cabinet. The temperature above the protective grille is reduced by up to 68 °F/20 °C (measured approx. 3.9\"/>



| Part No. | Dimensions ² | Plastic | 1 Packing unit | Weight (approx.) |
|----------|------------------------------------|-----------------|----------------|------------------|
| 252017 | 3.3 x 3.3 x 0.5" (85 x 85 x 12 mm) | UL 94V-0, black | 1 piece | 1.2 oz. (35 g) |

² Dimensions when mounted on fan heater.